



Mission Documents



Step One Print It

Print this document, each page one a single piece of paper. You'll need the individual pages.

The following pages contain the "Training Mission" as well as Mission 1: "Central Station"

Step Two Work Together

Escape Team is the most fun when played with 2-4 players.

Every mission has different phases. The solution code of each phase must be entered in the ESCAPE TEAM app, in order, beginning with Phase 1.

However, we recommend to spread all of the mission's pages on the table, working on them together in parallel.


Step Three Be Prepared

Every mission's overview has a list of required material (scissors, pens, ...). Make sure that everything is available. We recommend using colourful, easily distinguishable pens. Also, pencils and erasers could be useful...

Step Four Get Ready

Start the ESCAPE TEAM app. The game's story is told through audio messages and sounds will notify you of new clues, so activate sound* on your device. In the app, choose your mission to let your adventure begin.

*Should you be using an iPhone, make sure to also bring the 'mute switch' on the device's side, right above the volume buttons, into the 'sound activated' position





Training Mission

01

05

CONFIRMED

Easy/



Max 10 Mins



2-4 Players



Scissors,

Pens, Paper

This is a really easy mission, introducing you to the basics of ESCAPE TEAM. If you do not make it in time, never think about disarming a real bomb...

832982-3248072390
ESCAPE TEAM-23486**FOOLS!**

This bomb is disarmed in THREE PHASES. I bet you're not going to finish even the first one. If you really want to try, go ahead. Every single one of my puzzles leads to a FIVE DIGIT CODE for its phase. If you think that you solved a phase, enter its code into the app and confirm it by pressing, OK.*

*If you enter a code wrong, there will be a time penalty, of course! Tick-tock!

X = ... - - - - -



05



05

Y

Y

— — —

— — —

• •

2000

1

10


10

100

10

100

A ..
 B
 C
 D ...
 E .
 F
 G ---
 H
 I ..
 J ----
 K ---
 L
 M --



Phase
 Three



Bonus Mission

05


05

Escape Team - we need your support, and we need it on social media! Post a selfie of yourself playing the game, tag our website www.escape-team.com, and send us a link to your post at mission@escape-team.com - we'll reward you with a coupon code that unlocks missions 2 to 4 ('Terminal', 'Elevator', and 'Rollercoaster') for free! Membership cards as props can be found below!

(Attention: These coupon codes work only (!) on Android devices. But surely you have someone in your circle of friends who owns an Android phone...?)



001-006



832982-3248072390-23486
ESCAPE TEAM-2348623-234




002-006



832982-3248072390-23486
ESCAPE TEAM-2348623-234




003-006



832982-3248072390-23486
ESCAPE TEAM-2348623-234




004-006



832982-3248072390-23486
ESCAPE TEAM-2348623-234




005-006



832982-3248072390-23486
ESCAPE TEAM-2348623-234



006-006



832982-3248072390-23486
ESCAPE TEAM-2348623-234